

## JUN

Jun proto-oncogene, AP-1 transcription factor subunit

Recombinant Protein Kinase Substrate

HGNC Symbol: JUN

Synonyms: AP-1, c-Jun

Product No.: 0718-0000-1

Lot: 005

**Description:** Human JUN, N-terminal fragment, amino acids E<sub>5</sub>-T<sub>89</sub> (as in [NCBI/Protein](#) entry NP\_002219.1), N-terminal GST-HIS<sub>6</sub> fusion protein with a Thrombin cleavage site, expressed in E.coli

**Theoretical MW<sub>Fusion Protein</sub>:** 36,096 Da

**Expression host:** E.coli

**Purification:** GST-Affinity Chromatography

**ATPase activity:** In an ADP-Glo™ assay (Promega) with 10 μM ATP or 30 μM ATP, the ATP → ADP conversion within 30 min is approx. 1% at a concentration of 100 μg/ml substrate.  
Detailed ATPase assay conditions on request

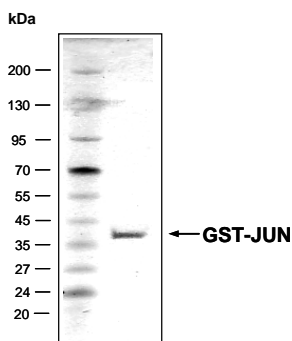
**Storage buffer:** 50 mM HEPES pH 7.5, 100 mM NaCl, 5 mM DTT, 15 mM reduced glutathione, 20 % glycerol

**Storage temperature:** -80°C

For complete recovery, mix well and spin before use. Product must not be stored in diluted solutions, aliquots below 10μl are not advisable. Avoid repeated freeze-thaw cycles!

**Protein concentration:** .1257 μg/μl  
(Bradford method using BSA [Sigma, cat# A-7638, Lot 79H7641] as standard protein)

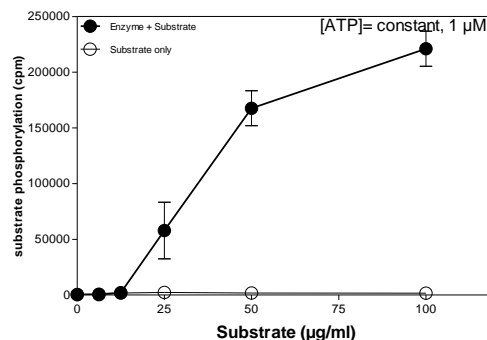
**JUN Lot 005:**  
**Coomassie stain**



2.0 μg GST-JUN

### Phosphorylation of JUN by the kinase JNK1

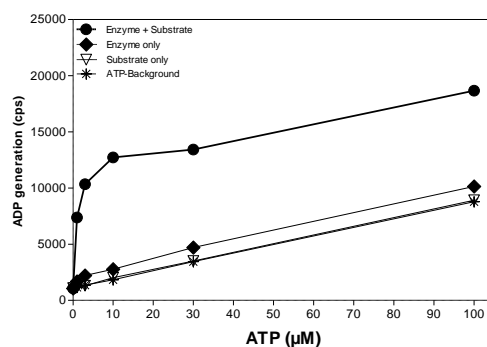
#### Radiometric filter binding assay



#### Assay conditions:

70 mM HEPES-NaOH, pH 7.5  
3 mM MgCl<sub>2</sub>  
3 mM MnCl<sub>2</sub>  
3 μM Na-orthovanadate  
1.2 mM DTT  
50 μg/ml PEG<sub>20,000</sub>  
ATP: 1 μM  
Substrate (JUN): variable concentration  
JNK1: 200 ng/ml  
MSFC membrane (Millipore)

#### ADP-Glo™ assay (Promega)



70 mM HEPES-NaOH, pH 7.5  
3 mM MgCl<sub>2</sub>  
3 mM MnCl<sub>2</sub>  
3 μM Na-orthovanadate  
1.2 mM DTT  
50 μg/ml PEG<sub>20,000</sub>  
ATP: variable concentration  
1% (v/v) DMSO  
Substrate (JUN): 100 μg/ml  
JNK1: 200 ng/ml

This product was manufactured at ProQinase in Freiburg, Germany, and is for in vitro research use only, not for use in humans or animals. ProQinase disclaims any warranty explicitly or implied that the use of the product or parts of the product is free from third party intellectual property claims unless this is explicitly stated.

# JUN

Product No.: 0781-0000-1

GST-JUN Recombinant Fusion Protein Amino Acid Sequence							
1	MSPILGYWKI	KGLVQPTRL	LEYLEEKYEE	HLYERDEGDK	WRNKKFELGL	EFPNLPYYID	60
61	GDVKLTQSMA	IIRYIADKHN	MLGGCPKERA	EISMLEGAVL	DIRYGVSRIA	YSKDFETLKV	120
121	DFLSKLP EML	KMFEDRLCHK	TYLNGDHVTH	PDFMLYDALD	VVLYMDPMCL	DAFPKLVCFK	180
181	KRIEAI PQID	KYLKSSKYIA	WPLQG WQATF	GGGDHPPKSD	LVPRGSETTF	YDDALNASFL	240
241	PSESGPYGYS	NPKILQ SMT	LNLADPVGSL	KPHLRAKNSD	LLTSPDVGLL	KLASPELERL	300
301	IIQSSNGHIT	EFIVTD					360

1-218: GST **Pink**: Thrombin cleavage site **blue**: JUN fragment

This product was manufactured at ProQinase in Freiburg, Germany, and is for in vitro research use only, not for use in humans or animals. ProQinase disclaims any warranty explicitly or implied that the use of the product or parts of the product is free from third party intellectual property claims unless this is explicitly stated.