

JNK1 (non-activated)

mitogen-activated protein kinase 8

Recombinant Human Protein Kinase

HGNC Symbol: MAPK8

Synonyms: PRKM8, SAPK1, JNK

Product No.: 0458-0000-2

Lot: 007

Description: Human JNK1, full length, amino acids M₁-Q₃₈₄ (as in [NCBI/Protein](#) entry NP_002741.1), non activated, N-terminal HIS₆ fusion protein with a TEV cleavage site, expressed in E.coli

Theoretical MW_{Fusion Protein}: 46,410 Da

Expression host: E.coli

Purification: Immobilized Metal Affinity Chromatography

Activation: This kinase was not activated by special procedures

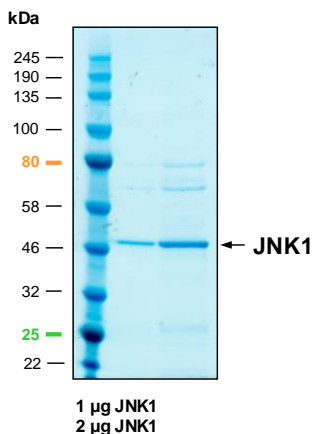
Storage buffer: 50 mM HEPES pH 7.5, 100 mM NaCl, 5 mM DTT, 20 % glycerol

Storage temperature: -80°C

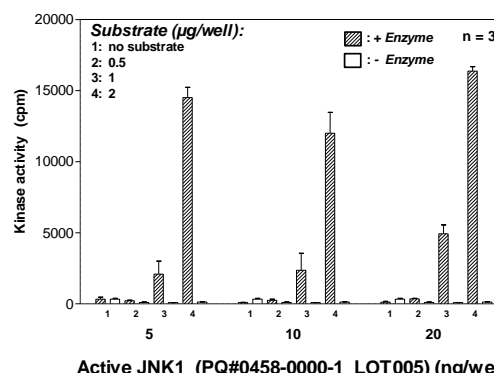
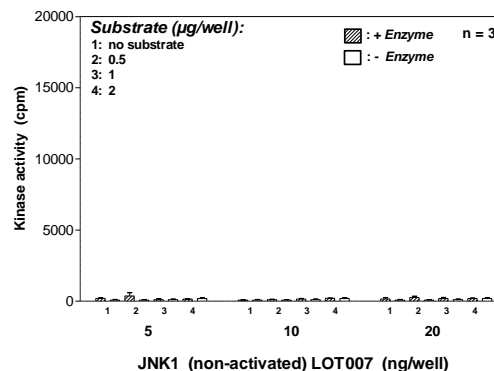
For complete recovery, mix well and spin before use. Product must not be stored in diluted solutions, aliquots below 10µl are not advisable. Avoid repeated freeze-thaw cycles!

Protein concentration: 0.732 µg/µl
(Bradford method using BSA [Sigma, cat# A-7638, Lot 79H7641] as standard protein)

JNK1 Lot 007:
Coomassie stain



Kinase activity JNK1 (non-activated) vs active JNK1:



- Assay conditions:
60 mM HEPES-NaOH, pH 7.5
3 mM MgCl₂
3 mM MnCl₂
3 µM Na-orthovanadate
1.2 mM DTT
50 µg/ml PEG_{20,000}
1 µM ATP
Substrate: ATF2 (variable concentration)
Kinase: JNK1 activated/non-activated
- Assay: ³³PanQinase® Assay

This product was manufactured at ProQinase in Freiburg, Germany, and is for in vitro research use only, not for use in humans or animals. ProQinase disclaims any warranty explicitly or implied that the use of the product or parts of the product is free from third party intellectual property claims unless this is explicitly stated.

JNK1 (non-activated)

Product No.: 0458-0000-2

HIS-JNK1 Recombinant Fusion Protein Amino Acid Sequence													
1	MHHHHH	AMT	ENLYFQG	AMS	RSKRDN	FYS	VEIGD	STFTV	LKRYQ	NLKPI	GSGAQ	GIVCA	60
61	AYDAIL	ERNV	AIKKLS	SRPFQ	NQTHAK	RAYR	ELVLM	KCVNH	KNIIG	LLNVF	TPQKS	LLEEFQ	120
121	DVYIVM	EELMD	ANLCQV	IQME	LDHERM	SYLL	YQMLC	GIKHL	HSAGI	IHRDL	KPSNI	VVKS	180
181	CTLKIL	DFGL	ARTAGT	SFMM	TPYVV	TRYR	APEVIL	GMY	KENVD	LWSVG	CIMGEM	VCHK	240
241	ILFPGR	DYID	QWNKV	IEQLG	TPCPE	FMKKL	QPTVR	TYVEN	RPKYA	GYSFE	KLFPD	VLFP	300
301	DSEHNK	LKAS	QARDLL	SKML	VIDASK	RISV	DEALQ	HPYIN	VWYDP	SEAEA	PPPKI	PKQL	360
361	DEREHT	IEEW	KELIYK	EVMD	LEERTK	NGVI	RGQPS	PLAQV	QQ				420

Red: HIS6-tag Green: TEV cleavage site blue: JNK1

JNK1 wt ¹ Amino Acid Sequence													
1	MSRSKR	DNDF	YSVEIG	DSTF	TVLKRY	QNLK	PIGSGA	QGIV	CAAYDA	ILER	NVAIKK	LSRP	60
61	FQNQTH	AKRA	YRELVL	MKCV	NHKNII	GLLN	VFTPQK	SLEE	FQDVYI	VMEL	MDANLC	QVIQ	120
121	MELDHE	MSY	LLYQML	CGIK	HLHSAG	IHR	DLKPSN	IVVK	SDCTLK	ILDF	GLARTAG	TSEF	180
181	MMPYVV	TRY	YRAPEV	ILGM	GYKENV	LWS	VGCIMG	EMVC	HKILFP	GRDY	IDQWNK	VIEQ	240
241	LGTPCPE	FMK	KLQPTV	RTYV	ENRPKY	AGYS	FEKLF	PDVLF	PADSEH	NKLK	ASQARD	LLSK	300
301	MLVIDA	SKRI	SVDEAL	QHPY	INVWYD	PSEA	EAPPPK	IPDK	QLDERE	HTIE	EWKELI	YKEV	360
361	MDLEERT	KNG	VIRGQPS	PLA	QVQQ								420

blue: JNK1 sequence expressed in recombinant protein

¹[NCBI/Protein](#) accession number NP_002741.1

This product was manufactured at ProQinase in Freiburg, Germany, and is for in vitro research use only, not for use in humans or animals. ProQinase disclaims any warranty explicitly or implied that the use of the product or parts of the product is free from third party intellectual property claims unless this is explicitly stated.