

MAPKAPK3 (non activated)

MAP kinase activated protein kinase 3

Recombinant Human non activated Protein Kinase

HGNC Symbol: MAPKAPK3

Synonyms: 3PK, MAPKAP

Product No.: 0633-0000-2

Lot: 002

Description: Human MAPKAPK3, full length, amino acids M₁-Q₃₈₂ (as in NCBI/Protein entry NM_004626.1), non activated, untagged, expressed in E.coli

Theoretical MW_{Protein}: 43,324 Da

Expression: E. coli

Purification: GST-Affinity Chromatography followed by cleavage of GST-tag

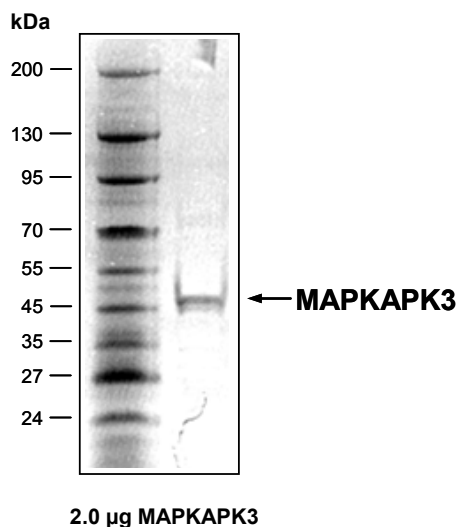
Activation: No special measures were taken to activate MAPKAPK3 Lot 002

Storage buffer: 50 mM HEPES pH 7.5, 100 mM NaCl, 5 mM DTT, 20% glycerol

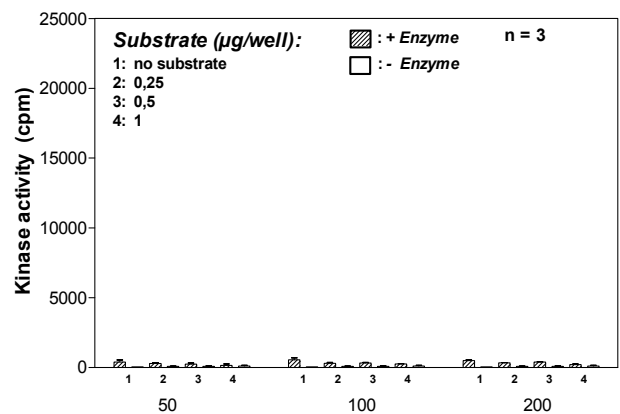
Storage temperature: -80°C
Avoid repeated freeze-thaw cycles!

Protein concentration: 0.121 µg/µl
(Bradford method using BSA [Sigma, cat# A-7638, Lot 79H7641] as standard protein)

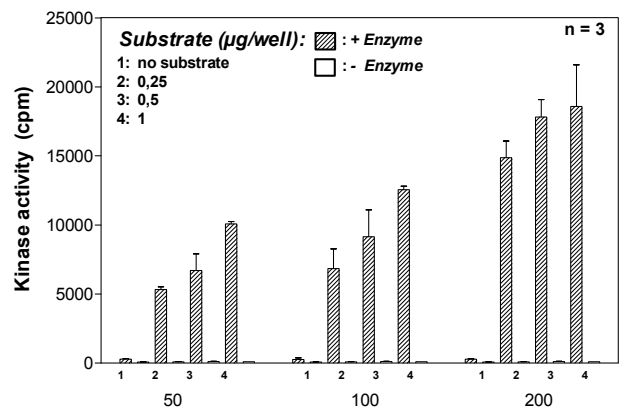
Coomassie stain:



Kinase activity MAPKAPK3 (non activated) vs active MAPKAPK3:



MAPKAPK3 (non activated) Lot 002 (ng/well)



Active MAPKAPK3 Lot 001 (ng/well)

Final assay concentrations:

- 60 mM HEPES-NaOH, pH 7.5
- 3 mM MgCl₂
- 3 mM MnCl₂
- 3 µM Na-orthovanadate
- 1.2 mM DTT
- 50 µg / ml PEG_{20,000}
- 1 µM ATP (610,000 cpm ³³P-γ-ATP)
- Substrate (variable): tetra(LRRWSLG)
- Recombinant MAPKAPK3 (non activated) or active MAPKAPK3 (variable)

Assay: ³³PanQinase® Assay

This product is for in vitro research use only, not for use in humans or animals. ProQinase disclaims any warranty explicitly or implied that the use of the product or parts of the product is free from third party intellectual property claims unless this is explicitly stated.

MAPKAPK3 (non activated)

Product No.: 0633-0000-2

MAPKAPK3 Recombinant Fusion Protein Amino Acid Sequence								
1	GPLA	MDGETA	EEQGGPVPPP	VAPGGPGLGG	APGGRRREPCK	YAVTDDYQLS	KQVLGLGVNG	60
61	KVLECFHRRT	GQKCALKLLY	DSPKARQEV	HHWQASGGPH	IVCILDVYEN	MHHGKRCLLI		120
121	IMECMEGGEL	FSRIQERGDQ	AFTEREAAEI	MRDIGTAIQF	LHSHNIAHRD	VKPENLLYTS		180
181	KEKDAVLKLT	DFGFAKETTQ	NALQTPCYTP	YYVAPEVLGP	EKYDKSCDMW	SLGVIMYILL		240
241	CGFPPFYSNT	GQAISPGMKR	RIRLGQYGF	NPEWSEVSED	AKQLIRLLLK	TDPTERTIT		300
301	QFMNHPWINQ	SMVVPQTPLH	TARVLQEDKD	HWDEVKEEMT	SALATMRVDY	DQVKIKDLKT		360
361	SNNRLLNKRR	KKQAGSSSAS	QGCNNQ					420

1-4: remnant of 3C cleavage blue: MAPKAPK3 fragment

MAPKAPK3 wt ¹ amino acid sequence							
1	MDGETAEEQG	GPVPPPVPAG	GPGLGGAPGG	RREPCKYAVT	DDYQLSKQVL	GLGVNGKVLE	60
61	CFHRRTGQKC	ALKLLYDSPK	ARQVDHHWQ	ASGGPHIVCI	LDVYENMHHG	KRCLLIIMEC	120
121	MEGGELEFSRI	QERGDQAFTE	REAAEIMRDI	GTAIQFLHSH	NIAHRDVKPE	NLLYTSKEKD	180
181	AVLKLTFDFG	AKETTQNALQ	TPCYTPYYVA	PEVLGPEKYD	KSCDMWSLGV	IMYILLCGFP	240
241	PFYSNTGQAI	SPGMKRRIRL	GQYGFNPPEW	SEVSEDAKQL	IRLLLKTDPT	ERLTITQFMN	300
301	HPWINQSMVV	PQTPLHTARV	LQEDKDHWE	VKEEMTSALA	TMRVDYDQVK	IKDLKTSNNR	360
361	LLNKRRKKQA	GSSSASQGCN	NQ				420

blue: MAPKAPK3 sequence expressed in fusionprotein

¹NCBI/Protein accession number NP_004626.1