

Certificate of Analysis



JNK2 (non activated)

mitogen-activated protein kinase 9

Recombinant Human Protein Kinase

Synonyms: MAPK9, JNK2A, JNK2ALPHA, JNK2B, JNK2BETA, JNK-55, p54a, p54aSAPK, PRKM9, SAPK, JNK2-a2

Product No.: 0459-0000-2

Lot: 004

Description: Human JNK2, full length, amino acids M₁-R₄₂₄ (as in NCBI/Protein entry NP_002743.3), N-terminal HIS₆ fusion protein with a TEV cleavage site, expressed in E.coli

Theoretical MW: 51,666 Da

Expression: E.coli

Purification: Immobilized Metal Affinity Chromatography

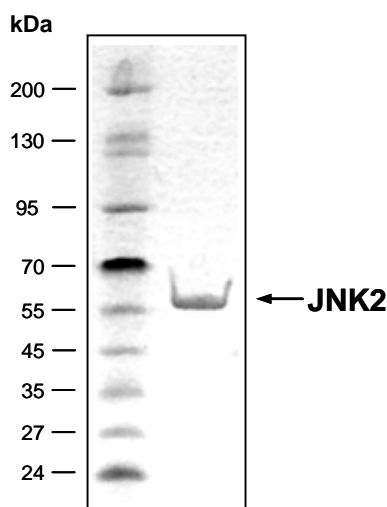
Storage buffer: 50 mM HEPES pH 7.5, 100 mM NaCl, 5 mM DTT, 20% glycerol

Storage temperature: -80°C
Avoid repeated freeze-thaw cycles!

Protein concentration: 0.763 µg/µl
(Bradford method using BSA [Sigma, cat# A-7638, Lot 79H7641] as standard protein)

JNK2 Lot 004

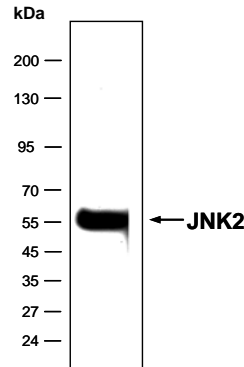
Coomassie stain:



2.0 µg JNK2

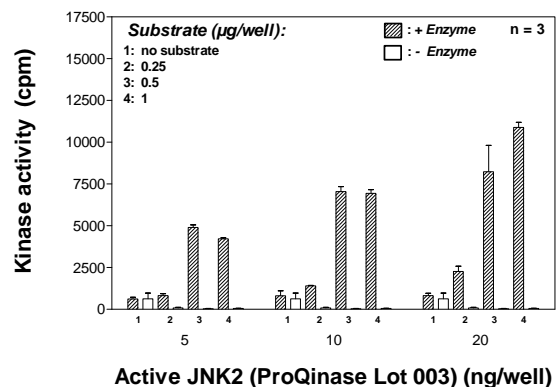
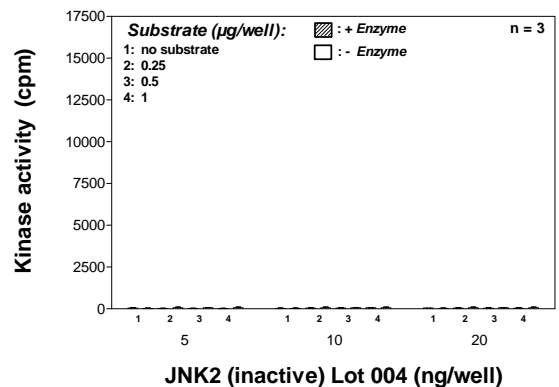
JNK2 Lot 004: Western Blot Analysis

anti-Penta-His



500 ng JNK2

Kinase activity JNK2 (inactive) vs active JNK2:



Final assay concentrations:

- 60 mM HEPES-NaOH, pH 7.5
 - 3 mM MgCl₂
 - 3 mM MnCl₂
 - 3 µM Na-orthovanadate
 - 1.2 mM DTT
 - 50 µg / ml PEG_{20,000}
 - 1 µM ATP (690,000 cpm ³³P-γ-ATP)
 - Substrate (variable): ATF2
 - Recombinant JNK2 (inactive) or active JNK2 (variable)
- Assay: ³³PanQinase® Assay

This product is for in vitro research use only, not for use in humans or animals. ProQinase disclaims any warranty explicitly or implied that the use of the product or parts of the product is free from third party intellectual property claims unless this is explicitly stated.

JNK2

Product No.: 0459-0000-2

JNK2 Recombinant Fusion Protein Amino Acid Sequence							
1	M	HHHHHH	AMT	ENLYFQG	AMS	DSKCDSQFYS VQVADSTFTV LKRYQQLKPI GSGAQGIVCA	60
61	AFD	TVLGINV	AVK	LSRPFQ	NQTHAKRAYR	ELVLLKCVNH KNIISLLNVF TPQKTLEEFQ	120
121	DVYL	VMELMD	ANLC	QVIHME	LDHERMSYLL	YQMLCGIKHL HSAGIIHRDL KPSNIVVKSD	180
181	CTLK	ILDFGL	ARTAC	TNFMM	TPYVVTRYR	APEVILGMGY KENVDIWSVG CIMGELVKGC	240
241	VIFQ	TDHID	QWNK	VIEQLG	TPSAEFMKKL	QPTVRNYVEN RPYYPGKIFE ELFPDWIFPS	300
301	ESER	DKIKTS	QARD	LLSKML	VIDPDKRISV	DEALRHPYIT VWYDPAEAEA PPPQIYDAQL	360
361	EERE	HAIEEW	KELI	YKEVMD	WEERSKNGVV	KDQPSDAAVS SNATPSQSSS INDISSMSTE	420
421	QTLA	SDTDSS	LDAST	GPLEG	CRGKGEFQHT	GGRY	480

Red: HIS6-tag Green: TEV blue:JNK2 R: K265R variation

JNK2 wt ¹ ORF (¹ NCBI/Protein accession number NP_002743.3)							
1	MSD	SKCDSQF	YSVQ	VADSTF	TVLKRYQQLK	PIGSGAQGIV CAAFDTVLGI NVAVKKLSRP	60
61	FQN	QTHAKRA	YREL	VLLKCV	NHKNIISLLN	VFTPQKTLEE FQDVYLMEL MDANLCQVIH	120
121	MEL	DHERMSY	LLYQ	MLCGIK	HLHSAGIIHR	DLKPSNIVVK SDCTLKILDF GLARTACTNF	180
181	MMTP	YVVTRY	YRAPE	VILGM	GYKENVDIWS	VGCIMGELVK GCVIFQGDH IDQWNKVIEQ	240
241	LGTP	SAEFMK	KLQPT	VRNYV	ENRPKYPGIK	FEELFPDWIF PSESERDKIK TSQARDLLSK	300
301	MLVI	DPDKRI	SVDE	ALRHPY	ITVWYDPAEA	EAPPPQIYDA QLEEREHAIE EWKELIYKEV	360
361	MDWE	ERSKNG	VVKD	QPSDAA	VSSNATPSQS	SSINDISSMS TEQTLASDTD SSLDASTGPL	420
421	EGCR						480

blue: sequence of JNK2 expressed in fusionprotein RED: K265 variation site